




CART BK Assembly Instructions

P/N CART_BK















 Size: 45.5x48.5x100 cm



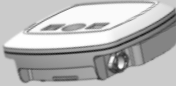

 Weight: 2.8 Kg

 Lifting: < 20 Kg



Order	Visual Picture	Manufacturing Part number	Quantity
A		PP00742BK	1
B		SA0074400	2
C		Wheel axel (Kit AS6700900)	2
D		PP00748BK	2
E		PP00749GY	2
F		MP0038100	1
G		PP00743BK	1
H		EJOT 4x35 (Kit AS6700900)	3
I		MP003800	1
J		PP00747BK	1
K		M6x30 (Kit AS6700900)	2
L		Nylock M6 (Kit AS6700900)	3



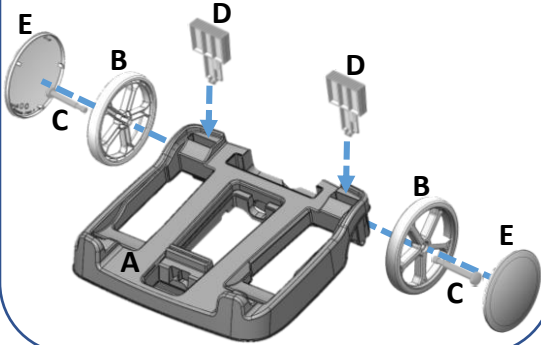
Order	Visual Picture	Manufacturing Part number	Quantity
M		M6x40 (Kit AS6700900)	1
N		ASPP00746BK	1
P		Power Supply	0
Q		Wrench 10mm (Kit AS6700900)	1



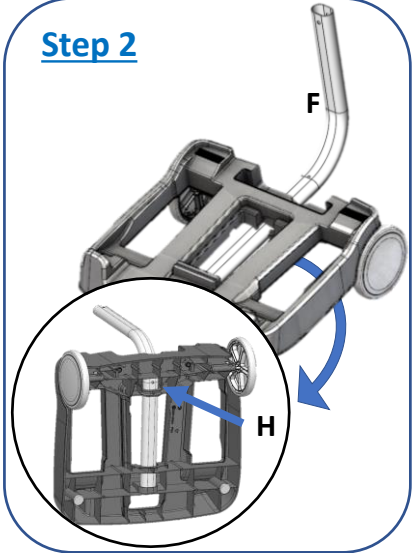
Estimate assembly time: 15min



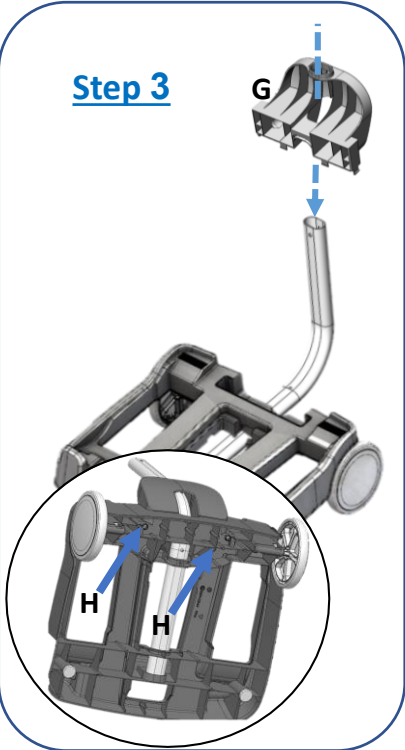
Step 1



Step 2



Step 3



Step 4

